

Luminaire Photograph



Light Output Ratio:	45.3%	
Luminaire Power:	13.63 W	
SHR Nominal:	0.50	Calculated using the TM5
SHR Maximum:	0.60	fine grid method.

C Range: 0 - 360DEG
C Interval: 30.0DEG
Test Speed: HIGH
Temperature: 25.3 °C
Operators: zoe
Test Date: 2025-7-7

Range: 0 - 180DEG
Interval: 1.0DEG
Test System: EVERFINE GO-SPEX500_V1 SYSTEM V2.00.461
Humidity: 65.0%
Test Distance: 3.160m [K=1.0000]
Remarks: LAMP: BXRH-30G10T0-G-83 Ra: 90
LENS: PM-1084 15R
DRIVER: PUP20A-1WMC 600mA
30minutes warm-up

LUMINOUS INTENSITY DISTRIBUTION DIAGRAM

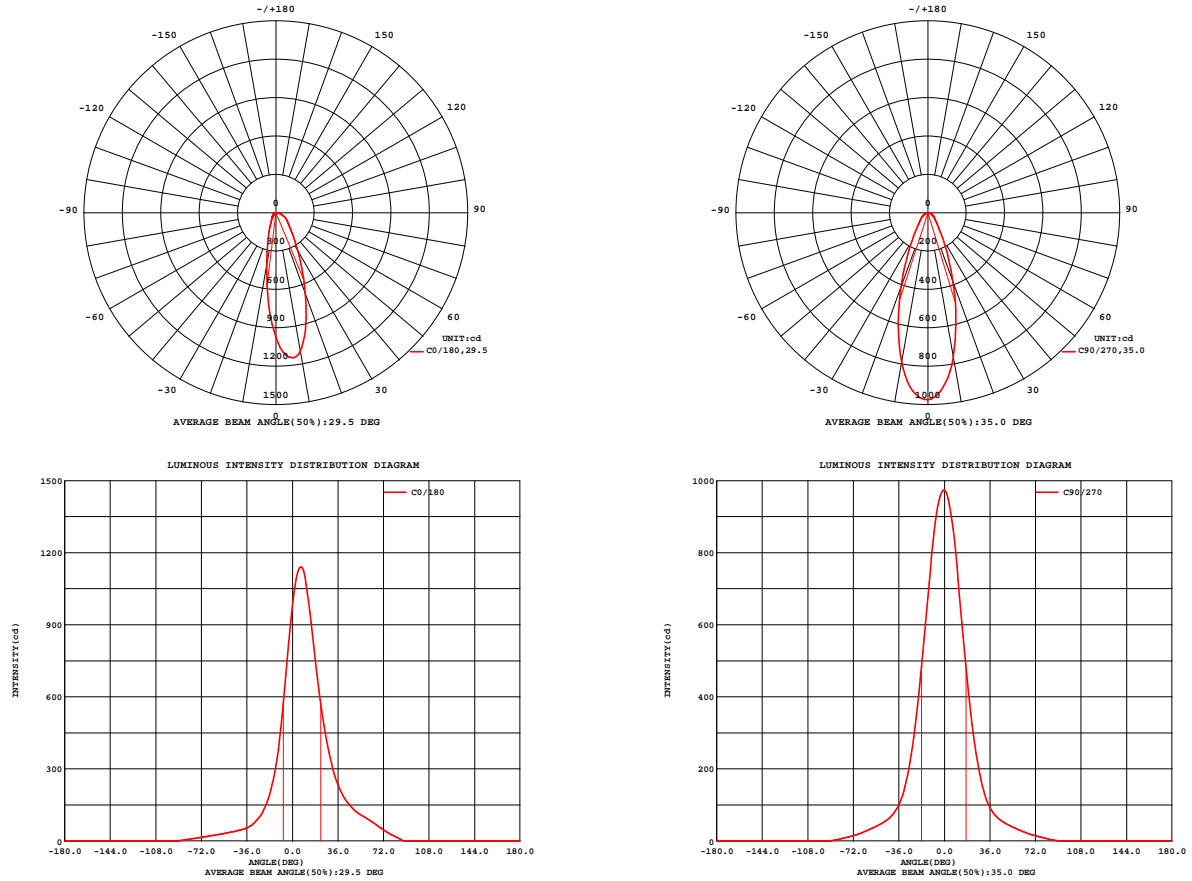


Fig. C0/C180

Fig. C90/C270

C Range: 0 - 360DEG
C Interval: 30.0DEG
Test Speed: HIGH
Temperature: 25.3 °C
Operators: zoe
Test Date: 2025-7-7

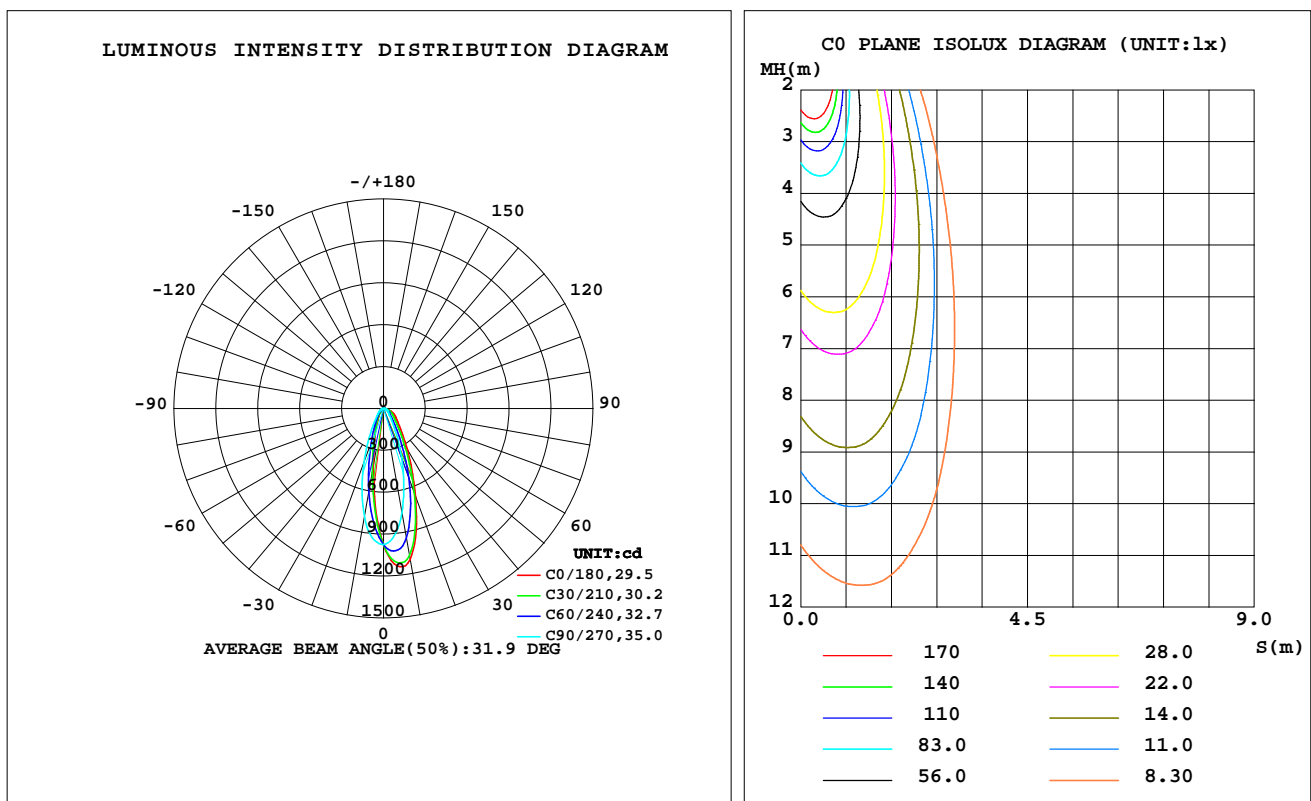
Range: 0 - 180DEG
Interval: 1.0DEG
Test System: EVERFINE GO-SPEX500_V1 SYSTEM V2.00.461
Humidity: 65.0%
Test Distance: 3.160m [K=1.0000]
Remarks: LAMP: BXRH-30G10T0-G-83 Ra: 90
LENS: PM-1084 15R
DRIVER: PUP20A-1WMC 600mA

30minutes warm-up

LUMINAIRE PHOTOMETRIC TEST REPORT

Test:U:120.10V I:0.1145A P:13.631W PF:0.9903 Freq:59.98Hz Lamp Flux:1342.44x1 lm		
NAME: 2318.104-LEA-28-H0	TYPE:	WEIGHT:
SPEC.: 3000K	DIM.:	SERIAL No.: 2507070431
MFR.: RISE	SUR.: 0.00113354m2	Shielding Angle:

DATA OF LAMP		PHOTOMETRIC DATA Eff: 44.61 lm/W			
MODEL	Brideglux	I _{max} (cd)	1141	S/MH(C0/180)	0.30
NOMINAL POWER(W)	13	LOR(%)	45.3	S/MH(C90/270)	0.58
RATED VOLTAGE(V)	120	TOTAL FLUX(lm)	608.02	UP,DN(C0-180)	0.0,24.6
NOMINAL FLUX(lm)	1342.44	CIE CLASS	DIRECT	UP,DN(C180-360)	0.0,20.7
LAMPS INSIDE	1	up(%)	0.0	CIBSE SHR NOM	0.50
TEST VOLTAGE(V)	120	down(%)	45.3	CIBSE SHR MAX	0.60



C Range: 0 - 360DEG
C Interval: 30.0DEG
Test Speed: HIGH
Temperature:25.3℃
Operators:zoe
Test Date:2025-7-7

Range: 0 - 180DEG
Interval: 1.0DEG
Test System:EVERFINE GO-SPEX500_V1 SYSTEM V2.00.461
Humidity:65.0%
Test Distance:3.160m [K=1.0000]
Remarks: LAMP:BXRH-30G10T0-G-83 Ra:90
LENS:PM-1084 15R
DRIVER:PUP20A-1WMC 600mA

30minutes warm-up

ZONAL FLUX DIAGRAM

ZONAL FLUX DIAGRAM:

	C0	C45	C90	C135	C180	C225	C270	C315		zone	total	%lum,lamp
10	1098	1006	763.8	513.0	422.5	537.1	789.6	1014	0- 10	82.76	82.76	13.6,6.16
20	672.2	587.2	384.6	205.0	162.2	219.2	412.9	600.1	10- 20	159.5	242.2	39.8,18
30	343.7	259.1	153.6	91.26	75.24	98.24	165.9	270.7	20- 30	125.7	367.9	60.5,27.4
40	190.1	125.7	72.61	52.68	47.29	55.71	76.69	131.5	30- 40	80.46	448.3	73.7,33.4
50	123.7	77.72	45.76	37.36	35.37	38.90	47.57	80.69	40- 50	57.22	505.6	83.1,37.7
60	90.37	54.12	29.51	26.08	25.52	26.73	30.76	56.06	50- 60	45.29	550.9	90.6,41
70	53.53	31.72	16.26	16.68	16.93	16.89	16.53	32.53	60- 70	32.84	583.7	96,43.5
80	22.39	13.42	7.323	8.255	8.633	8.362	7.423	13.87	70- 80	18.70	602.4	99.1,44.9
90	0	0	0	0	0	0	0	0	80- 90	5.625	608.0	100,45.3
100	0	0	0	0	0	0	0	0	90-100	0	608.0	100,45.3
110	0	0	0	0	0	0	0	0	100-110	0	608.0	100,45.3
120	0	0	0	0	0	0	0	0	110-120	0	608.0	100,45.3
130	0	0	0	0	0	0	0	0	120-130	0	608.0	100,45.3
140	0	0	0	0	0	0	0	0	130-140	0	608.0	100,45.3
150	0	0	0	0	0	0	0	0	140-150	0	608.0	100,45.3
160	0	0	0	0	0	0	0	0	150-160	0	608.0	100,45.3
170	0	0	0	0	0	0	0	0	160-170	0	608.0	100,45.3
180	0	0	0	0	0	0	0	0	170-180	0	608.0	100,45.3
DEG	LUMINOUS INTENSITY:cd									UNIT:lm		

C Range: 0 - 360DEG
C Interval: 30.0DEG
Test Speed: HIGH
Temperature:25.3℃
Operators:zoe
Test Date:2025-7-7

Range: 0 - 180DEG
Interval: 1.0DEG
Test System:EVERFINE GO-SPEX500_V1 SYSTEM V2.00.461
Humidity:65.0%
Test Distance:3.160m [K=1.0000]
Remarks: LAMP:BXRH-30G10T0-G-83 Ra:90
LENS:PM-1084 15R
DRIVER:PUP20A-1WMC 600mA

30minutes warm-up

LUMINANCE LIMITATION CURVES

Test:U:120.10V I:0.1145A P:13.631W PF:0.9903 Freq:59.98Hz
Lamp Flux:1342.44x1 lm

NAME: 2318.104-LEA-28-H0

TYPE:

WEIGHT:

SPEC.: 3000K

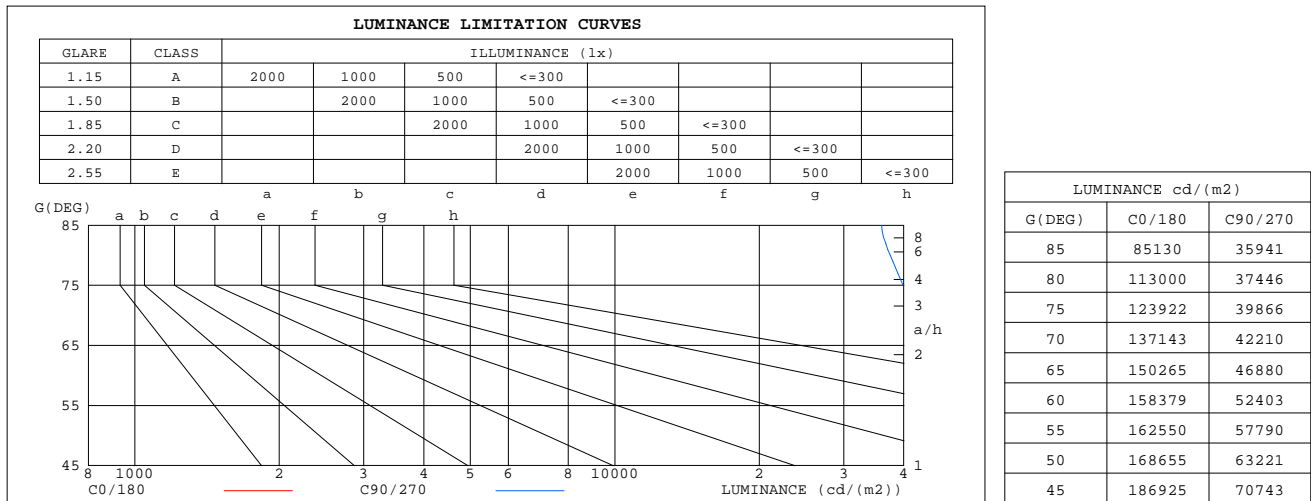
DIM.:

SERIAL No.: 2507070431

MFR.: RISE

SUR.: 0.00113354m2

Shielding Angle:



C Range: 0 - 360DEG
C Interval: 30.0DEG
Test Speed: HIGH
Temperature:25.3℃
Operators:zoe
Test Date:2025-7-7

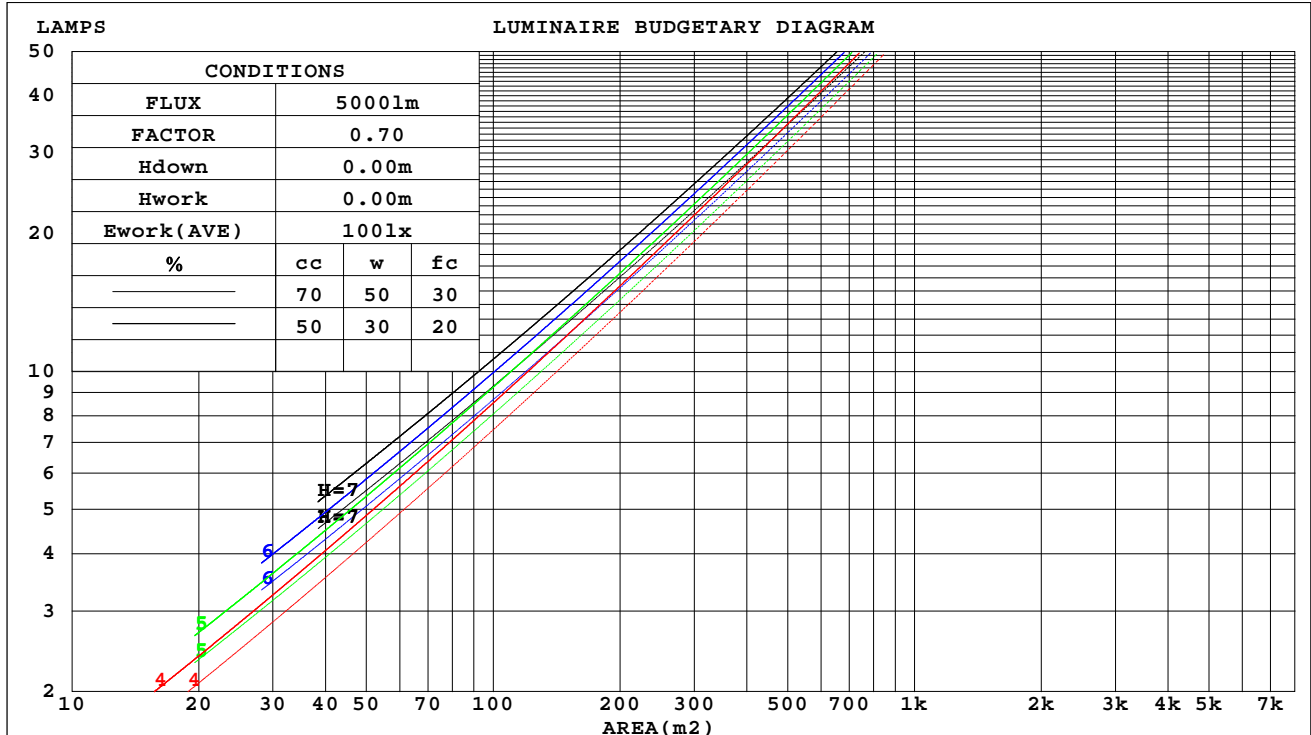
Range: 0 - 180DEG
Interval: 1.0DEG
Test System:EVERFINE GO-SPEX500_V1 SYSTEM V2.00.461
Humidity:65.0%
Test Distance:3.160m [K=1.0000]
Remarks: LAMP:BXRH-30G10T0-G-83 Ra:90
LENS:PM-1084 15R
DRIVER:PUP20A-1WMC 600mA

30minutes warm-up

CU AND LUMINAIRE BUDGETARY ESTIMATE DIAGRAM

Test:U:120.10V I:0.1145A P:13.631W PF:0.9903 Freq:59.98Hz Lamp Flux:1342.44x1 lm		
NAME: 2318.104-LEA-28-H0	TYPE:	WEIGHT:
SPEC.: 3000K	DIM.:	SERIAL No.: 2507070431
MFR.: RISE	SUR.: 0.00113354m2	Shielding Angle:

cc	80%			70%			50%			30%			10%			0
w	50%	30%	10%	50%	30%	10%	50%	30%	10%	50%	30%	10%	50%	30%	10%	0
fc	20%			20%			20%			20%			20%			0
RCR	RCR:Room Cavity Ratio															



C Range: 0 - 360DEG
C Interval: 30.0DEG
Test Speed: HIGH
Temperature:25.3℃
Operators:zoe
Test Date:2025-7-7

Range: 0 - 180DEG
Interval: 1.0DEG
Test System:EVERFINE GO-SPEX500_V1 SYSTEM V2.00.461
Humidity:65.0%
Test Distance:3.160m [K=1.0000]
Remarks: LAMP:BXRH-30G10T0-G-83 Ra:90
LENS:PM-1084 15R
DRIVER:PUP20A-1WMC 600mA

30minutes warm-up

WEC AND CCEC

Test:U:120.10V I:0.1145A P:13.631W PF:0.9903 Freq:59.98Hz Lamp Flux:1342.44x1 lm		
NAME: 2318.104-LEA-28-H0	TYPE:	WEIGHT:
SPEC.: 3000K	DIM.:	SERIAL No.: 2507070431
MFR.: RISE	SUR.: 0.00113354m2	Shielding Angle:

cc	80%			70%			50%			30%			10%			0
w	50%	30%	10%	50%	30%	10%	50%	30%	10%	50%	30%	10%	50%	30%	10%	0
fc	20%			20%			20%			20%			20%			0
RCR	RCR:Room Cavity Ratio						Wall Exitance Coefficients(WEC)									
0.0																
1.0	.101	.058	.018	.098	.056	.018	.092	.053	.017	.087	.050	.016	.082	.048	.015	
2.0	.095	.052	.016	.093	.051	.016	.088	.049	.015	.083	.047	.015	.079	.045	.014	
3.0	.089	.047	.014	.087	.046	.014	.082	.045	.014	.078	.043	.013	.075	.041	.013	
4.0	.083	.043	.013	.081	.042	.013	.077	.041	.012	.074	.040	.012	.070	.038	.012	
5.0	.077	.039	.011	.076	.039	.011	.072	.038	.011	.069	.037	.011	.067	.036	.011	
6.0	.073	.036	.010	.071	.036	.010	.068	.035	.010	.065	.034	.010	.063	.033	.010	
7.0	.068	.034	.010	.067	.033	.009	.064	.033	.009	.062	.032	.009	.060	.031	.009	
8.0	.064	.031	.009	.063	.031	.009	.061	.030	.009	.059	.030	.009	.057	.029	.008	
9.0	.061	.029	.008	.060	.029	.008	.058	.029	.008	.056	.028	.008	.054	.027	.008	
10.0	.058	.028	.008	.057	.027	.008	.055	.027	.008	.053	.026	.008	.052	.026	.007	

cc	80%			70%			50%			30%			10%			0
w	50%	30%	10%	50%	30%	10%	50%	30%	10%	50%	30%	10%	50%	30%	10%	0
fc	20%			20%			20%			20%			20%			0
RCR	RCR:Room Cavity Ratio						Ceiling Cavity Exitance Coefficients(CCEC)									
0.0	.086	.086	.086	.074	.074	.074	.050	.050	.050	.029	.029	.029	.009	.009	.009	
1.0	.079	.071	.064	.068	.061	.055	.046	.042	.038	.027	.024	.022	.009	.008	.007	
2.0	.073	.060	.049	.063	.052	.042	.043	.036	.029	.025	.021	.017	.008	.007	.006	
3.0	.068	.052	.038	.058	.044	.033	.040	.031	.023	.023	.018	.014	.007	.006	.005	
4.0	.064	.045	.031	.055	.039	.027	.038	.027	.019	.022	.016	.011	.007	.005	.004	
5.0	.060	.040	.025	.051	.035	.022	.035	.024	.016	.020	.014	.009	.007	.005	.003	
6.0	.056	.036	.021	.048	.031	.018	.033	.022	.013	.019	.013	.008	.006	.004	.003	
7.0	.053	.032	.018	.046	.028	.016	.032	.020	.011	.018	.012	.007	.006	.004	.002	
8.0	.050	.030	.016	.043	.026	.014	.030	.018	.010	.017	.011	.006	.006	.003	.002	
9.0	.048	.027	.014	.041	.024	.012	.028	.017	.008	.017	.010	.005	.005	.003	.002	
10.0	.045	.025	.012	.039	.022	.010	.027	.015	.007	.016	.009	.004	.005	.003	.001	

C Range: 0 - 360DEG
C Interval: 30.0DEG
Test Speed: HIGH
Temperature:25.3℃
Operators:zoe
Test Date:2025-7-7

Range: 0 - 180DEG
Interval: 1.0DEG
Test System:EVERFINE GO-SPEX500_V1 SYSTEM V2.00.461
Humidity:65.0%
Test Distance:3.160m [K=1.0000]
Remarks: LAMP:BXRH-30G10T0-G-83 Ra:90
LENS:PM-1084 15R
DRIVER:PUP20A-1WMC 600mA

30minutes warm-up

UGR(Unified Glare Rating) Table

Test:U:120.10V I:0.1145A P:13.631W PF:0.9903 Freq:59.98Hz Lamp Flux:1342.44x1 lm										
NAME: 2318.104-LEA-28-H0					TYPE:			WEIGHT:		
SPEC.: 3000K					DIM.:			SERIAL No.: 2507070431		
MFR.: RISE					SUR.: 0.00113354m2			Shielding Angle:		
ceiling/cavity	0.7	0.7	0.5	0.5	0.3	0.7	0.7	0.5	0.5	0.3
walls	0.5	0.3	0.5	0.3	0.3	0.5	0.3	0.5	0.3	0.3
working plane	0.2	0.2	0.2	0.2	0.2	0.2	0.2	0.2	0.2	0.2
Room dimensions	Viewed crosswise					Viewed endwise				
x = 2H y = 2H	28.8	29.9	29.0	30.1	30.2	24.1	25.2	24.4	25.4	25.6
3H	30.3	31.3	30.6	31.5	31.7	24.9	26.0	25.2	26.2	26.4
4H	30.9	31.9	31.2	32.1	32.3	25.3	26.2	25.6	26.5	26.7
6H	31.3	32.3	31.6	32.5	32.8	25.5	26.4	25.8	26.7	27.0
8H	31.5	32.4	31.8	32.6	32.9	25.6	26.5	25.9	26.8	27.0
12H	31.6	32.4	31.9	32.7	33.0	25.7	26.5	26.0	26.8	27.1
4H 2H	29.0	29.9	29.3	30.2	30.4	25.3	26.2	25.6	26.5	26.7
3H	30.7	31.5	31.0	31.8	32.1	26.2	27.1	26.5	27.3	27.6
4H	31.4	32.2	31.8	32.5	32.8	26.6	27.4	27.0	27.7	28.0
6H	32.0	32.7	32.4	33.1	33.4	26.9	27.6	27.3	27.9	28.3
8H	32.2	32.9	32.6	33.2	33.6	27.0	27.7	27.4	28.0	28.4
12H	32.4	33.0	32.8	33.3	33.7	27.1	27.7	27.5	28.1	28.5
8H 4H	31.5	32.1	31.9	32.5	32.8	27.2	27.8	27.6	28.2	28.6
6H	32.2	32.7	32.6	33.1	33.6	27.6	28.1	28.0	28.5	29.0
8H	32.5	33.0	33.0	33.4	33.8	27.8	28.2	28.2	28.7	29.1
12H	32.7	33.1	33.2	33.6	34.0	27.9	28.3	28.4	28.7	29.2
12H 4H	31.4	32.0	31.9	32.4	32.8	27.3	27.9	27.7	28.3	28.7
6H	32.2	32.7	32.6	33.1	33.5	27.8	28.2	28.2	28.7	29.1
8H	32.5	32.9	33.0	33.4	33.8	28.0	28.4	28.4	28.8	29.3
Variations with the observer position at spacings(CIE Pub.117):										
S = 1.0H	+ 0.2 / - 0.2					+ 0.4 / - 0.5				
1.5H	+ 0.4 / - 0.3					+ 0.2 / - 0.4				
2.0H	+ 0.5 / - 0.8					+ 0.4 / - 0.7				

CIE Pub.117, 1342 lm Total Lamp Luminous Flux Correct (8log(F/F0) = 1.0)
Area: 0.00113354 m2

C Range: 0 - 360DEG
C Interval: 30.0DEG
Test Speed: HIGH
Temperature:25.3℃
Operators:zoe
Test Date:2025-7-7

Range: 0 - 180DEG
Interval: 1.0DEG
Test System:EVERFINE GO-SPEX500_V1 SYSTEM V2.00.461
Humidity:65.0%
Test Distance:3.160m [K=1.0000]
Remarks: LAMP:BXRH-30G10T0-G-83 Ra:90
LENS:PM-1084 15R
DRIVER:PUP20A-1WMC 600mA

30minutes warm-up

UTILIZATION FACTORS TABLE

Test:U:120.10V I:0.1145A P:13.631W PF:0.9903 Freq:59.98Hz Lamp Flux:1342.44x1 lm		
NAME: 2318.104-LEA-28-H0	TYPE:	WEIGHT:
SPEC.: 3000K	DIM.:	SERIAL No.: 2507070431
MFR.: RISE	SUR.: 0.00113354m2	Shielding Angle:

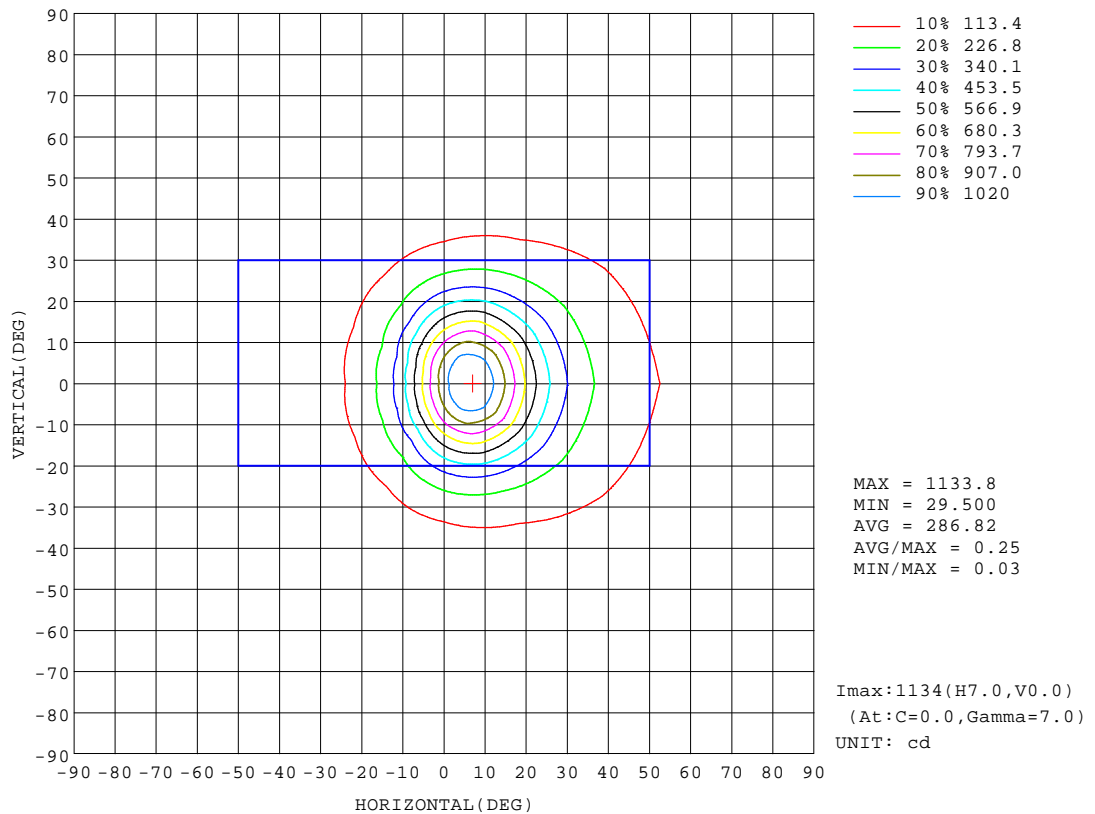
REFLECTANCE										
Ceiling	0.8	0.8	0.8	0.7	0.7	0.7	0.5	0.5	0.5	0
Walls	0.7	0.5	0.3	0.7	0.5	0.3	0.7	0.5	0.3	0
Working plane	0.2	0.2	0.2	0.2	0.2	0.2	0.2	0.2	0.2	0
ROOM INDEX	UTILIZATION FACTORS(PERCENT) $k(RI) \times RCR = 5$									
k = 0.60	34	30	28	34	30	28	33	30	28	26
0.80	38	34	32	38	34	32	37	34	32	29
1.00	41	37	35	40	37	35	39	37	34	32
1.25	43	40	37	43	39	37	41	39	37	34
1.50	45	42	39	44	41	39	43	41	39	36
2.00	47	44	42	46	43	42	45	43	41	38
2.50	48	45	43	47	45	43	45	44	42	39
3.00	49	47	45	48	46	44	46	45	43	40
4.00	50	48	47	49	48	46	47	46	45	42
5.00	51	49	48	50	49	47	48	47	46	42
ROOM INDEX	UF(total)									Direct
According to DIN EN 13032-2 2004			Suspended					SHRNOM = 1.25		

C Range: 0 - 360DEG
C Interval: 30.0DEG
Test Speed: HIGH
Temperature:25.3℃
Operators:zoe
Test Date:2025-7-7

Range: 0 - 180DEG
Interval: 1.0DEG
Test System:EVERFINE GO-SPEX500_V1 SYSTEM V2.00.461
Humidity:65.0%
Test Distance:3.160m [K=1.0000]
Remarks: LAMP:BXRH-30G10T0-G-83 Ra:90
LENS:PM-1084 15R
DRIVER:PUP20A-1WMC 600mA
30minutes warm-up

ISOCANDELA DIAGRAM

Test:U:120.10V I:0.1145A P:13.631W PF:0.9903 Freq:59.98Hz Lamp Flux:1342.44x1 lm		
NAME: 2318.104-LEA-28-H0	TYPE:	WEIGHT:
SPEC.: 3000K	DIM.:	SERIAL No.: 2507070431
MFR.: RISE	SUR.: 0.00113354m2	Shielding Angle:

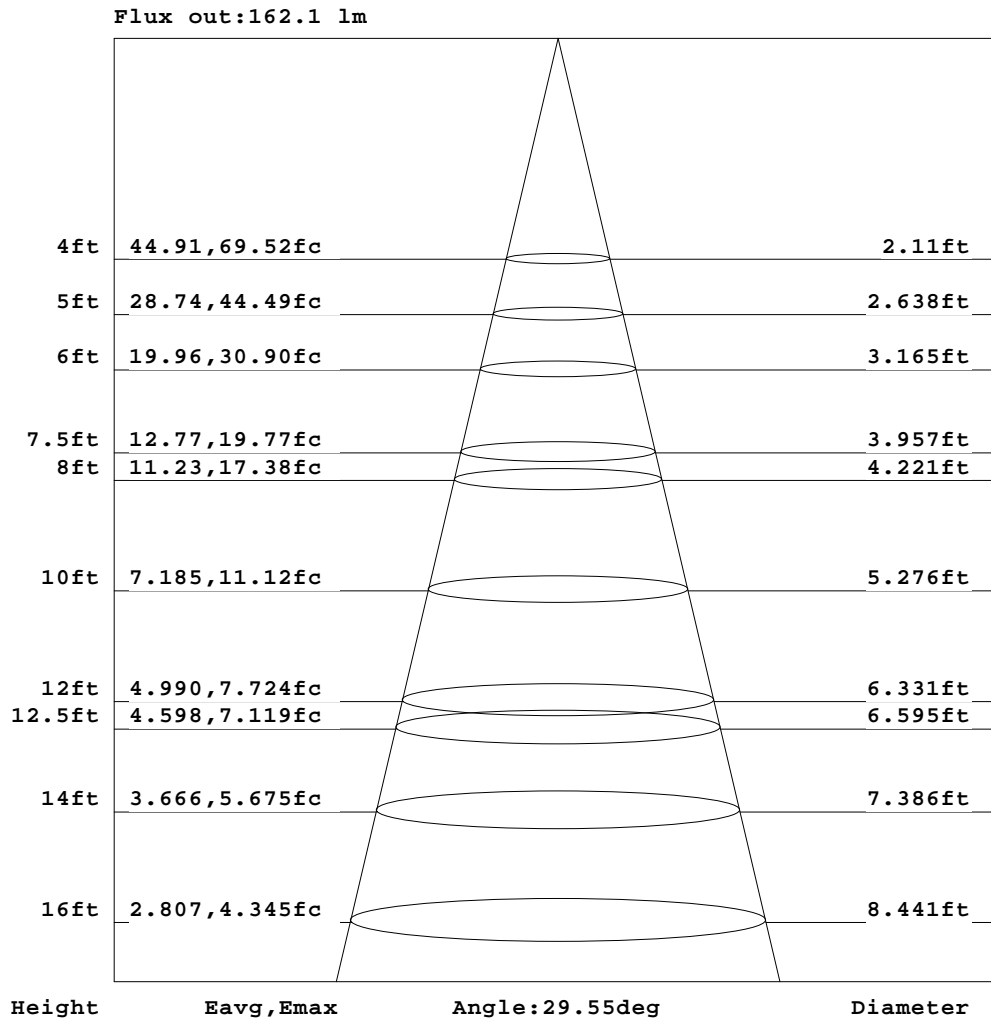


C Range: 0 - 360DEG
C Interval: 30.0DEG
Test Speed: HIGH
Temperature:25.3℃
Operators:zoe
Test Date:2025-7-7

Range: 0 - 180DEG
Interval: 1.0DEG
Test System:EVERFINE GO-SPEX500_V1 SYSTEM V2.00.461
Humidity:65.0%
Test Distance:3.160m [K=1.0000]
Remarks: LAMP:BXRH-30G10T0-G-83 Ra:90
LENS:PM-1084 15R
DRIVER:PUP20A-1WMC 600mA
30minutes warm-up

AAI Figure

Test:U:120.10V I:0.1145A P:13.631W PF:0.9903 Freq:59.98Hz Lamp Flux:1342.44x1 lm		
NAME: 2318.104-LEA-28-H0	TYPE:	WEIGHT:
SPEC.: 3000K	DIM.:	SERIAL No.: 2507070431
MFR.: RISE	SUR.: 0.00113354m2	Shielding Angle:



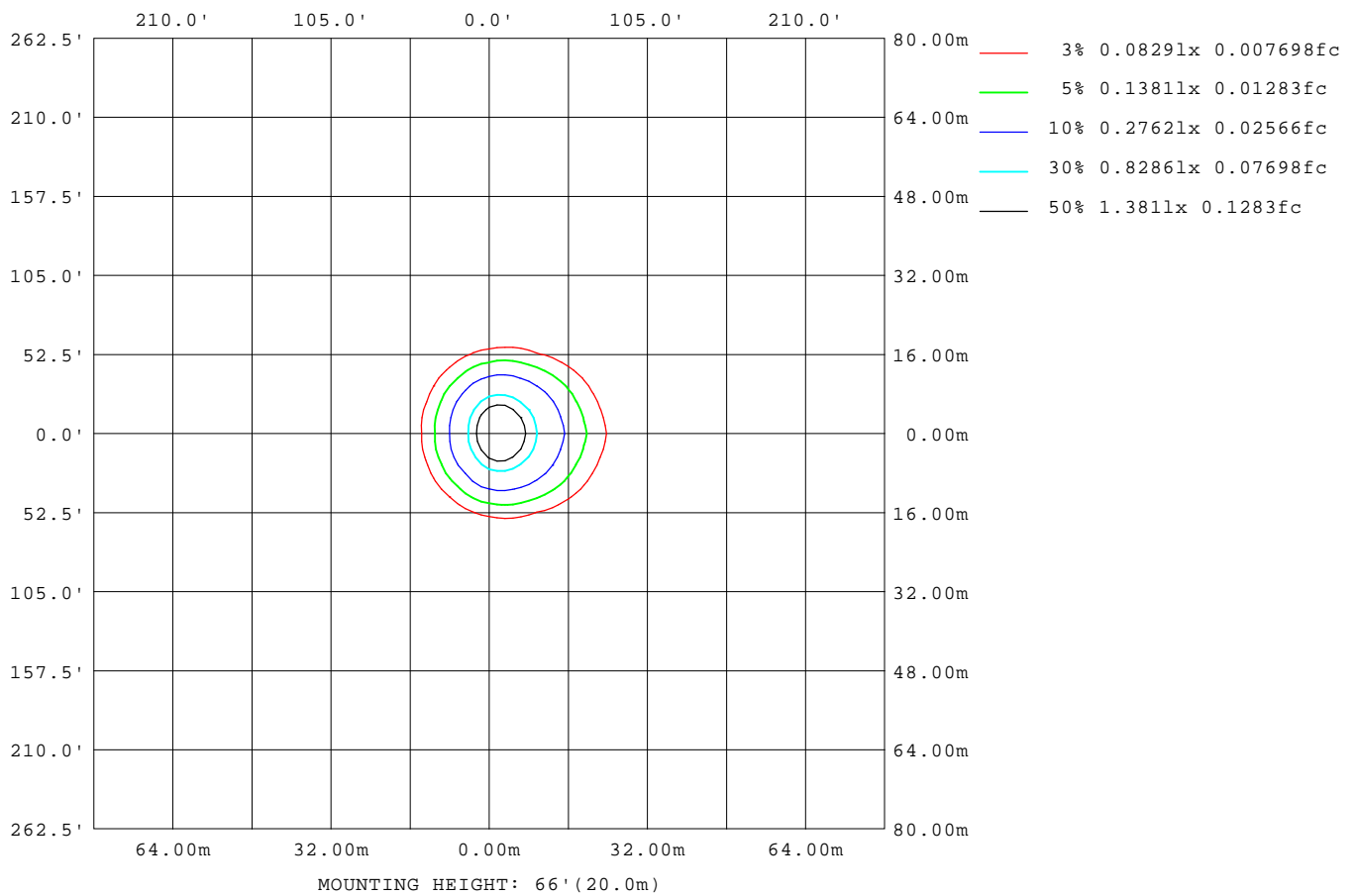
Note: The Curves indicate the illuminated area and the average illumination when the luminaire is at different distance.

C Range: 0 - 360DEG
C Interval: 30.0DEG
Test Speed: HIGH
Temperature: 25.3°C
Operators: zoe
Test Date: 2025-7-7

Range: 0 - 180DEG
Interval: 1.0DEG
Test System: EVERFINE GO-SPEX500_V1 SYSTEM V2.00.461
Humidity: 65.0%
Test Distance: 3.160m [K=1.0000]
Remarks: LAMP: BXRH-30G10T0-G-83 Ra:90
LENS: PM-1084 15R
DRIVER: PUP20A-1WMC 600mA
30minutes warm-up

ISOLUX DIAGRAM

Test:U:120.10V I:0.1145A P:13.631W PF:0.9903 Freq:59.98Hz Lamp Flux:1342.44x1 lm		
NAME: 2318.104-LEA-28-H0	TYPE:	WEIGHT:
SPEC.: 3000K	DIM.:	SERIAL No.: 2507070431
MFR.: RISE	SUR.: 0.00113354m2	Shielding Angle:



C Range: 0 - 360DEG
C Interval: 30.0DEG
Test Speed: HIGH
Temperature:25.3 °C
Operators:zoe
Test Date:2025-7-7

Range: 0 - 180DEG
Interval: 1.0DEG
Test System:EVERFINE GO-SPEX500_V1 SYSTEM V2.00.461
Humidity:65.0%
Test Distance:3.160m [K=1.0000]
Remarks: LAMP:BXRH-30G10T0-G-83 Ra:90
LENS:PM-1084 15R
DRIVER:PUP20A-1WMC 600mA

30minutes warm-up

LED Avg.L Report

Test:U:120.10V I:0.1145A P:13.631W PF:0.9903 Freq:59.98Hz Lamp Flux:1342.44x1 lm		
NAME: 2318.104-LEA-28-H0	TYPE:	WEIGHT:
SPEC.: 3000K	DIM.:	SERIAL No.: 2507070431
MFR.: RISE	SUR.: 0.00113354m2	Shielding Angle:

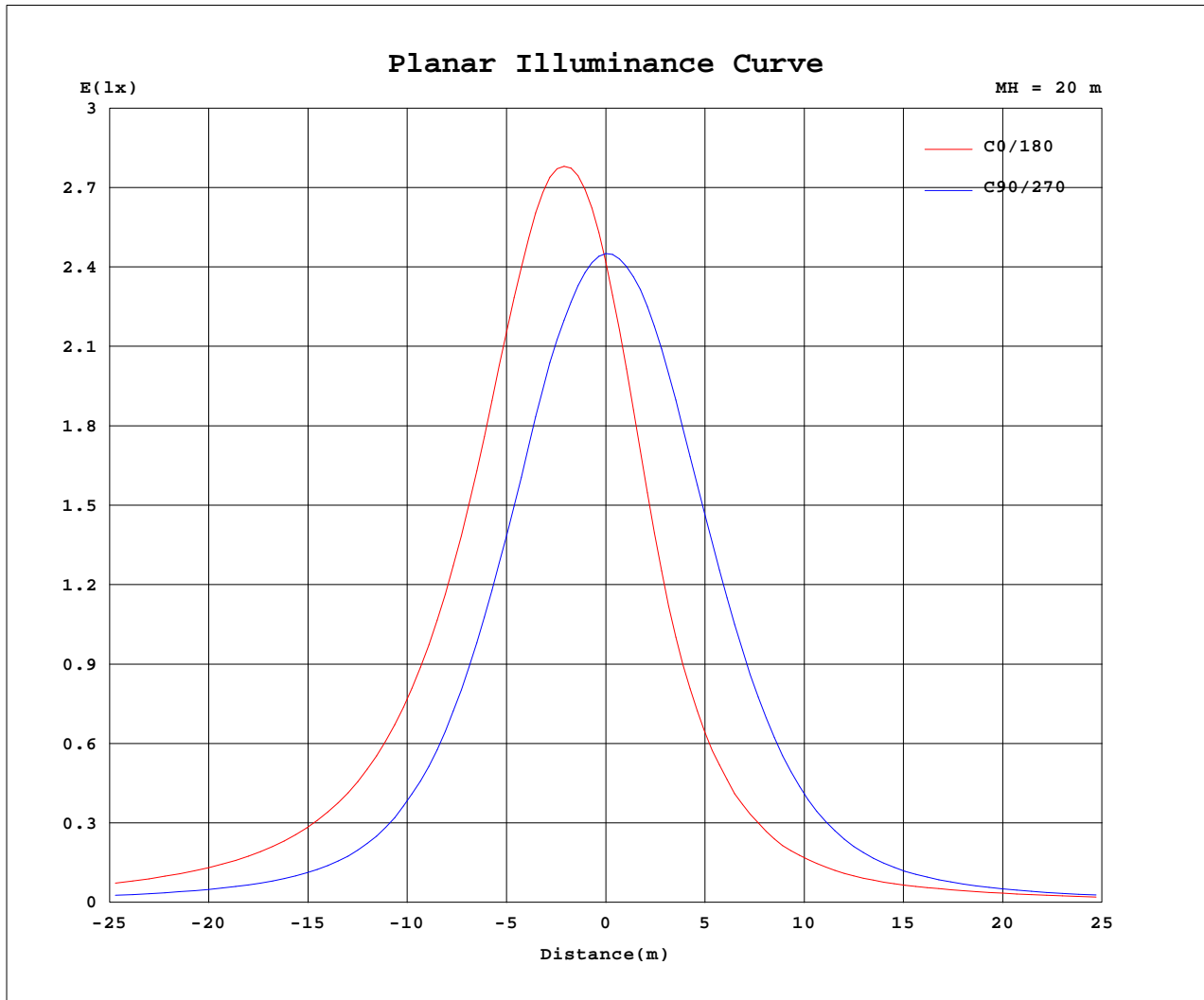
AvgL	cd/m2
L_0~180(65)av	97786
L_0~180(75)av	84074
L_0~180(85)av	66659
L_90~270(65)av	47281
L_90~270(75)av	39718
L_90~270(85)av	36308
L_45(65)av	66894
L_45(75)av	58698
L_45(85)av	49831

Standard: GB/T 29293-2012

C Range: 0 - 360DEG
C Interval: 30.0DEG
Test Speed: HIGH
Temperature:25.3℃
Operators:zoe
Test Date:2025-7-7

Range: 0 - 180DEG
Interval: 1.0DEG
Test System:EVERFINE GO-SPEX500_V1 SYSTEM V2.00.461
Humidity:65.0%
Test Distance:3.160m [K=1.0000]
Remarks: LAMP:BXRH-30G10T0-G-83 Ra:90
LENS:PM-1084 15R
DRIVER:PUP20A-1WMC 600mA
30minutes warm-up

Planar Illuminance Curve



C Range: 0 - 360DEG
 C Interval: 30.0DEG
 Test Speed: HIGH
 Temperature: 25.3 °C
 Operators: zoe
 Test Date: 2025-7-7

Range: 0 - 180DEG
 Interval: 1.0DEG
 Test System: EVERFINE GO-SPEX500_V1 SYSTEM V2.00.461
 Humidity: 65.0%
 Test Distance: 3.160m [K=1.0000]
 Remarks: LAMP: BXRH-30G10T0-G-83 Ra:90
 LENS: PM-1084 15R
 DRIVER: PUP20A-1WMC 600mA

30minutes warm-up



LUMINOUS DISTRIBUTION INTENSITY DATA

Test:U:120.10V I:0.1145A P:13.631W PF:0.9903 Freq:59.98Hz Lamp Flux:1342.44x1 lm		
NAME: 2318.104-LEA-28-H0	TYPE:	WEIGHT:
SPEC.: 3000K	DIM.:	SERIAL No.: 2507070431
MFR.: RISE	SUR.: 0.00113354m2	Shielding Angle:

Table--1

UNIT: cd

C(DEG) (DEG)	0	30	60	90	120	150	180	210	240	270	300	330						
0	974	974	974	974	974	974	974	974	974	974	974	974						
5	1130	1106	1021	912	799	721	694	727	821	931	1039	1106						
10	1098	1070	943	764	571	455	422	465	608	790	964	1065						
15	907	883	751	566	370	282	257	289	408	600	779	876						
20	672	645	530	385	235	175	162	180	258	413	557	644						
25	481	443	343	245	151	115	106	120	167	264	366	447						
30	344	301	217	154	101	81.3	75.2	84.7	112	166	234	308						
35	251	212	142	101	73.9	60.1	56.8	62.9	79.4	108	153	216						
40	190	154	98.0	72.6	57.0	48.4	47.3	50.4	61.0	76.7	105	158						
45	151	119	73.2	56.3	46.5	41.4	40.9	42.7	49.2	58.7	77.8	122						
50	124	97.5	58.2	45.8	38.9	35.8	35.4	36.8	41.0	47.6	62.1	99.4						
55	106	82.4	48.0	37.3	32.7	30.5	30.2	31.3	34.1	38.9	51.4	83.8						
60	90.4	69.6	38.8	29.5	26.7	25.4	25.5	25.7	27.7	30.8	41.7	70.4						
65	72.5	55.7	29.6	22.3	21.3	21.1	21.2	21.3	21.9	23.0	32.0	56.0						
70	53.5	42.2	21.3	16.3	16.6	16.7	16.9	16.9	16.9	16.5	23.3	41.8						
75	36.6	29.6	14.5	11.6	12.3	12.5	12.7	12.6	12.4	11.7	15.8	29.0						
80	22.4	18.2	8.73	7.32	8.08	8.43	8.63	8.51	8.22	7.42	9.73	18.0						
85	8.47	6.97	3.68	3.53	4.15	4.53	4.70	4.58	4.31	3.65	4.32	7.00						
90	0.00	0.00	0.00	0.00	0.00	0.00	0.00	0.00	0.00	0.00	0.00	0.00						
95	0.00	0.00	0.00	0.00	0.00	0.00	0.00	0.00	0.00	0.00	0.00	0.00						
100	0.00	0.00	0.00	0.00	0.00	0.00	0.00	0.00	0.00	0.00	0.00	0.00						
105	0.00	0.00	0.00	0.00	0.00	0.00	0.00	0.00	0.00	0.00	0.00	0.00						
110	0.00	0.00	0.00	0.00	0.00	0.00	0.00	0.00	0.00	0.00	0.00	0.00						
115	0.00	0.00	0.00	0.00	0.00	0.00	0.00	0.00	0.00	0.00	0.00	0.00						
120	0.00	0.00	0.00	0.00	0.00	0.00	0.00	0.00	0.00	0.00	0.00	0.00						
125	0.00	0.00	0.00	0.00	0.00	0.00	0.00	0.00	0.00	0.00	0.00	0.00						
130	0.00	0.00	0.00	0.00	0.00	0.00	0.00	0.00	0.00	0.00	0.00	0.00						
135	0.00	0.00	0.00	0.00	0.00	0.00	0.00	0.00	0.00	0.00	0.00	0.00						
140	0.00	0.00	0.00	0.00	0.00	0.00	0.00	0.00	0.00	0.00	0.00	0.00						
145	0.00	0.00	0.00	0.00	0.00	0.00	0.00	0.00	0.00	0.00	0.00	0.00						
150	0.00	0.00	0.00	0.00	0.00	0.00	0.00	0.00	0.00	0.00	0.00	0.00						
155	0.00	0.00	0.00	0.00	0.00	0.00	0.00	0.00	0.00	0.00	0.00	0.00						
160	0.00	0.00	0.00	0.00	0.00	0.00	0.00	0.00	0.00	0.00	0.00	0.00						
165	0.00	0.00	0.00	0.00	0.00	0.00	0.00	0.00	0.00	0.00	0.00	0.00						
170	0.00	0.00	0.00	0.00	0.00	0.00	0.00	0.00	0.00	0.00	0.00	0.00						
175	0.00	0.00	0.00	0.00	0.00	0.00	0.00	0.00	0.00	0.00	0.00	0.00						
180	0.00	0.00	0.00	0.00	0.00	0.00	0.00	0.00	0.00	0.00	0.00	0.00						

C Range: 0 - 360DEG
C Interval: 30.0DEG
Test Speed: HIGH
Temperature:25.3℃
Operators:zoe
Test Date:2025-7-7

Range: 0 - 180DEG
Interval: 1.0DEG
Test System:EVERFINE GO-SPEX500_V1 SYSTEM V2.00.461
Humidity:65.0%
Test Distance:3.160m [K=1.0000]
Remarks: LAMP:BXRH-30G10T0-G-83 Ra:90
LENS:PM-1084 15R
DRIVER:PUP20A-1WMC 600mA

30minutes warm-up